

National
Museums
Northern
Ireland


explore / engage / enjoy

Ulster Folk & Transport Museum

Creative Art and Crafts Programme

2011-2012





Forget the I-pad and mobile phone, make this the year you learn that new skill you have always dreamed off.

Inspired by the collections of the Ulster Folk and Transport Museum, the Learning Centre offers you the opportunity to sample and recreate a traditional craft in the Museum's unique environment.

Be a blacksmith, handloom weaver or textile artist for the day - just a few of the many options available and go home with a bespoke product created by your own hand. You can also design and begin to sew your own patchwork quilt, create a felt purse in a design of your choice or make jewellery from beads. Our experienced tutors will guide you each step of the way.

Each course has been designed to accommodate the busy lifestyles people lead today. Therefore we offer classes which last between a half-day and five weeks duration and cover all abilities, beginner to advanced.

Please check our web site www.nmni.com/uftm for more events throughout the year.

The Craft Experience

Crafts and Skills Day

Saturday 10th September 2011

10.30am – 3.00pm

Everyone loves a day out so why not come along to our Crafts and Skills Day. The Ulster Folk and Transport Museum treasures natural fabrics and handmade items collected throughout the decades. This event day on the 10th September 2011 provides the opportunity for you to view and handle a range of these traditional items, the inspiration behind many of our courses.

By meeting and chatting to the tutors you will be able to have your questions answered and hear more about the skills you may learn. The event takes place in the authentic setting of the Museum's early 1900's town. Entry to the folk side of the Museum for this event is free on production of the token at the back of this booklet.

List of tutors available on the day.



September 2011

An Old Town Shopping Basket.

**Saturday 17th & Sunday 18th September,
10.30am - 4.00pm**

The shopping basket has seen a revival in recent times as people try to get away from using the plastic carrier bag. This two day workshop with our award winning basketmaker will allow you to weave your own unique shopping basket using both buff and brown willow. (It is necessary to attend both days)

Fee: £70/£65 (includes materials)

Tutor: Bob Johnston

Ref. 09/WILL

Parchment 3D Crinoline Lady

Saturday 24th September, 10.30am - 4.00pm

Create your own elegant card using the ancient craft of parchment. This craft encompasses the art of embossing, perforating and cutting with special tools on parchment paper to create intricate designs which have the appearance of lace.

Beginners.

Fee: £32/£27 includes materials

Tutor: Valerie Walker

Ref: 09/PCRI

Tiffany Glass

Saturday 24th September, 10.30am - 4.00pm

Taking themes from nature, travel or animals and using an extensive colour palette you will be taught how to take pieces of stained glass and fuse them together using copper foil to create a sun catcher for your home. No experience is required, just lots of enthusiasm.

Fee: £32/£27 + £10 to Tutor for materials.

Tutor: Roberta Larkin

Ref:09/TIFF

Be a 'Smithy' for the day

Sunday 25th September 2011, 10.30am - 4.00pm

Experience what it was like to work in a blacksmith's forge in the nineteenth century. The Museum's 'smithy' will take you on as an apprentice for the day. All you need is a strong arm and plenty of gusto to operate the

bellows! As well as learning some tricks of the trade, you will also mould the iron to make a fireside poker to take away with you for your home.

Limited places - beginners welcome.

Fee: £45/£35 includes materials

Tutor: Gerald Monaghan

Ref. 09/BLAC

Sew Patchwork

Six Monday mornings starting 19th September

10.00am - 1.00pm

Based on the Museum's collection of patchwork quilts, you will learn how to design and construct patterns for small projects (cushions, bags etc.) or start a quilt.

Please note the Museum has several sewing machines for use in this class however for health & safety reasons if you bring your own sewing machine you must show the Tutor that it has been P.A.T. tested by a qualified electrician.

Fee: £60/£50

Tutor: Sheelah Peile

Ref:09/PATC



Detail of linen bedcover, hand embroidered
c.1790.

October 2011

Beginners Watercolour Class

**3 Mondays starting 17th October
(excluding 31st Oct) 1.30pm - 3.30pm**

The skill of watercolour is knowing how different pigments mix together to produce colour. In this class you will learn the basic techniques of using both colour and lead pencils, oil pastels, chalk pastels and acrylics as well as the watercolours themselves. Objects from the Museums' collection will be your inspiration as you create a piece of original art for your home.

Fee: £33/£28

Tutor: Heather Harrison

Ref: 10/BWAT

Intermediate Art Class

**5 Mondays starting 10th October (excluding 31st Oct),
10.30am - 12.30pm**

If you already have some experience in watercolours this class will build on your knowledge and enhance your skills. Participants will be encouraged to develop their own style.

Fee: £55/£50

Tutor: Heather Harrison

Ref: 10/IWAT

A Fabric of Distinction - Weave your own cloth

Saturday 15th October, 10.30am - 4.00pm

This day course will inspire creativity and encourage you to learn more about the art of weaving. The class will discuss the basics of making a warp, threading a handloom and of course how to weave. The Tutor will show you how to weave different designs and introduce colours and alternative textures to your piece of cloth.

Beginners only

Fee: £35/£32 includes materials

Tutor: Michelle Stevens

Ref: 10/BWEA

Carrickmacross Lace

22nd & 23rd October, 10.30am - 4.00pm

Carrickmacross lace has always been an important part of the Irish needlework tradition and recently

used on the Royal wedding dress. Over the weekend participants will learn how to create a small piece of this lace which is a needle lace formed on mesh. Suitable for beginners.

Fee: £65/£60

Tutor: Unagh McCullough

Ref: 10/LACE

Winter Log Basket

Saturday 29th & Sunday 30th 10.30am - 4.00pm

The twin-handled log basket has been around the homes of Ireland for centuries. This two day workshop with the Museum's award winning basket maker will teach you the skills required to create a beautiful basket which gives a rustic look to your home and has a practical use for storage.

Fee: £70/£65 includes materials

Tutor: Bob Johnston

Ref: 10/LOGB

Tiffany Glass Panel

Sunday 30th October 2011, 10.30am - 4.00pm

Using an extensive colour palette, you will be taught how to take pieces of stained glass and fuse them together using copper foil to create a bespoke A5 size panel of glass artwork for your home.

NB: Some experience essential as participants need to have an awareness of how to cut glass to design.

Fee: £32/£27 + £15 to Tutor for materials

Tutor: Roberta Larkin

Ref: 10/TIFF



EXTRA SUPER MACHINE STITCH

J&P COATS & CO. LTD. LONDON
40, 42, 44, 46, 48, 50, 52, 54, 56, 58, 60, 62, 64, 66, 68, 70, 72, 74, 76, 78, 80, 82, 84, 86, 88, 90, 92, 94, 96, 98, 100
40 YDS. 40

J&P COATS
COLOR 214

November 2011

Crochet & Tatting

Saturday 5th November, 10.30am - 4.00pm

In Cork in 1845, some nuns developed the art of lace making with crochet, knitting, and tatting. They saw the poor people eating grass so they brought out their beautiful laces, sold them and gave the money to the poor. Irish immigrants came to America wearing tatting. They then sold the tatting pieces to make pin money. Times have changed and now people want to learn the art of crochet & tatting for the artistry of the craft alone. Under the tuition of one of the Museum's experienced tutors, students will be given instruction on how to create a small piece of work to take home. Those wishing to learn tatting will make a basic knot motif using a pattern.

Suitable for all levels

Fee: £32/£27

Tutor: Unagh McCullough

Ref.11/CROC

Drawn Threadwork Square

Saturday 5th November, 10.30am - 4.00pm

Drawn threadwork is a form of counted-thread embroidery based on removing threads from the warp and/or weft of a piece of fabric. It is traditionally done in white thread on white fabric. Try this beautiful textile tradition for yourself and create a family heirloom.

Fee: £32/£27 + £5 to Tutor for materials

Tutor: Heather Harrison

Ref: 11/DTHR

Organza Flowers

Saturday 12th November, 10.00am - 4.30pm

This class gives you the opportunity to work with organza and water soluble fabric to create beautiful organza flowers to decorate your dress or bag. The technique of free machining will be used to embellish your flowers.

Please note the Museum has several sewing machines

for use in this class, however for health & safety reasons if you bring your own sewing machine you must show the Tutor that it has been P.A.T. tested by a qualified electrician.

Intermediate level (sewing machine experience necessary)

Fee: £32/£27 + a kit costing between £5 & £8 paid to the Tutor

Tutor: Lorna McIlrath

Ref 11/TREE

Simply Sewing

on Monday 14th November, 10.30am – 4.00pm

This class will give you the basic skills of using a sewing machine. The Tutor will guide you step by step through various techniques such as hemming, button-holes, seams and free machining.

Please note the Museum has several sewing machines for use in this class, however for health & safety reasons if you bring your own sewing machine you must show the Tutor that it has been P.A.T. tested by a qualified electrician.

Fee: £18/£13

Tutor: Sheelah Peile

Ref:11/SSEW

Felt Making

Saturday 19th November, 10.30am - 4.00pm

This workshop offers the opportunity to make your own bespoke fabric panel in felt. There is no sewing, knitting or weaving - just rolling as felt is a bonded fibre. Put yourself in the hands of our award winning felt maker and the possibilities are endless as you decide the combination of colours to use and the design for your fabric. In the class you will learn about layout, inlay and separation techniques. Please note that felt making involves energetic rolling of the fabric.

Fee: £32/£27 + £5 to tutor for materials

Tutor: Dorothy Dinsmore

Ref: 11/FELT



Detail of woollen throw, hand woven by Diane Shaw at the Ulster Folk and Transport Museum in 2010.

A Ballycultra Homemade Christmas

Have a handmade Christmas by joining us to create your own distinctive festive trimmings. From natural willow and felt decorations for the tree, to sewing a stocking to hang on your mantelpiece, over the five days there will be something to suit most tastes.

Day One - Saturday 26th November

'Tis the Season' - handmade Cards

10.30am - 4.00pm

Learn the background to the tradition of sending Christmas cards. Using the Museum collections as inspiration the class will create their own Christmas cards incorporating different design techniques such as stamping and decoupage.

Fee: £32/£27 + £7 to Tutor for materials

Tutor: : Madeline McGreevy Ref: 11/XCAR

Wax Works - candle making

10.30am - 4.00pm

Candles create ambiance, and a feeling of warmth in the home. This workshop allows you to create your own candle to give as a gift or light your Christmas table. Participants will learn the Victorian art of dipped candles as well as investigating forms of lighting from the past and candle making from the present day.

Fee: £32/£27 + £5 to Tutor for materials

Tutor: Suzanne Duncan Ref: 11/XCAN

Day Two - Sunday 27th November

Willow Christmas Decorations

10.30am - 4.00pm

Whether you have a real or artificial Christmas tree why not introduce some natural decorations? Under the

tuition of the basket maker, you will make a small table tree, weave willow stars, wands and a wreath which you can then decorate yourself with greenery.

Fee: £40/£35 materials included

Tutor: Bob Johnston Ref: 11/XWIL

Tiffany Glass Tree Decoration

10.30am - 4.00pm

Taking a Christmas theme you will be taught how to take pieces of stained glass and fuse them together using copper foil to create a bespoke piece of glass artwork for your Christmas tree.

Fee: £32/£27 + £10 to Tutor for materials

Tutor: Roberta Larkin Ref: 11/XTIF

Day Three - Saturday 3rd December

Christmas Gold Work Decorations

10.30am - 4.00pm

Create your own Christmas tree decorations using the technique of Gold work. This is the art of embroidery using metal threads and beads, and is particularly prized for the way light plays on it.

Suitable for all levels

Fee: £32/£27 + £10 to Tutor for materials

Tutor: : Heather Harrison Ref 12/XGOL

Parchment Christmas Cards

10.30am - 4.00pm

Create elegant Christmas cards using the ancient craft of parchment. This craft encompasses the art of embossing, perforating and cutting with special tools on parchment paper to create intricate designs which have the appearance of lace.

Fee: £35/£30 includes materials

Tutor: Valerie Walker Ref: 12/XPAR

Festive Felt Decorations

10.30am - 4.00pm

Make your own bespoke fabric - felt! There is no sewing, knitting or weaving - just rolling as felt is a

bonded fibre. Learn about layout, inlay and separation techniques. Participants will use the felt they make to create decorations for the Christmas tree.

Fee: £35/£30 includes materials

Tutor: Dorothy Dinsmore

Ref: 12/XFEL

Pretty and Practical - handmade soap

10.00am - 1.00pm

Delight your senses and learn a new skill by making your own soap. Using techniques such as decoupage, embossing, layering and marbling you will create unique handmade soaps ready to use for Christmas visitors or for you to give as gifts.

Fee: £18/£13 + £5 to Tutor for materials

Tutor: Suzanne Duncan

Ref: 12/XSOA

Day Four - Sunday 4th December

Sew a Christmas stocking

10.30am - 4.00pm

Whether you are naughty or nice, let Father Christmas leave presents in your very own hand sewn Christmas stocking. This workshop will teach you the skills to sew and decorate a unique Christmas stocking.

Please note the Museum has several sewing machines for use in this class, however for health & safety reasons if you bring your own sewing machine you must show the Tutor that it has been P.A.T. tested by a qualified electrician.

Fee: £32/£27 + £5 to Tutor for materials

Tutor: Sheelah Peile

Ref: 12/XSTO

Wire Christmas decorations

10.30am - 4.00pm

Fed up with shop bought plastic tree decorations? This workshop will teach you how to work with specialist wire to knit Christmas-themed shapes for your tree and serviette rings for the table. For the truly extravagant, sizes may be scaled up for that extra touch of opulence...

Fee: £32/£27 + £5 to Tutor for materials

Tutor: Susan Carlin

Ref: 12/XWIR



Felted dog by Dorothy Dinsmore 2011.

January 2012

Tiffany Glass Panel

Saturday 14th January, 10.30am - 4.30pm

Using an extensive colour palette you will be taught how to take pieces of stained glass and fuse them together using copper foil to create a bespoke A5 size panel of glass artwork for your home.

NB: Some experience essential as participants need to have an awareness of how to cut glass to design.

Fee: £32/£27 + £15 to Tutor for materials

Tutor: Roberta Larkin

Ref: 01/TIFF

Weaving for Beginners

**Saturday 14th & Sunday 15th January,
10.30am - 4.00pm. It is necessary to attend both days.**

This course will inspire creativity and encourage you to learn more about the art of weaving. The class will cover the basics of making a warp, threading a handloom and of course how to weave. The Tutor will show you how to weave different designs and introduce colours and alternative textures to your piece of cloth

Fee: £65/£60 includes materials

Tutor: J Haslett/M Stevens

Ref: 01/WEAV

Build a Bear using Needle felt

Sunday 15th January, 10.30am - 4.00pm

Our award winning Felt maker will give you the skills to create your very own teddy bear. Using felt, participants will employ a needlefelt technique to shape the body and features of this special addition to your family. Your bear will be approximately 12cms in height.

Fee: £32/£27 + £3 to Tutor for materials

Tutor: Dorothy Dinsmore

Ref: 01/BEAR

Living Willow Chair

Sunday 22nd January, 10.30am - 4.30pm

Always wanted something sculptural in your garden?

This workshop will teach you about planting and caring for willow and how to plant a living sculpture. The Museum's award winning basket maker will show you how to make a living chair for your garden in a day. (This will take place outdoors so warm clothing is recommended.)

Fee: £50/£40 includes materials

Tutor: Bob Johnston

Ref: 01/LIVI

Parchment - Art Deco Lady

Saturday 28th January, 10.30am - 4.00pm

The Museum's tutor will instruct you in the art of embossing, perforating and cutting on parchment paper to create an intricate Art Deco lady. This can then be used as a card or mounted in a frame to give as a gift.

Suitable for all levels of ability

Fee: £35/£30 includes materials

Tutor: Valerie Walker

Ref: 01/PARC

Memories are made.....Scrapbooking

Sunday 29th January, 10.30am - 4.00pm

Taken lots of Christmas photographs? Don't leave them lying in boxes never to be looked at. Come along and learn how to protect your photographs, create stories with your images and make a scrapbook album just as the Victorians did.

Fee: £32/£27 + £5 to tutor for materials or participants can supply thier own

Tutor: Madeline McGreevy

Ref: 01/SCRAP



Detail of a block of patchwork, hand pieced of cottons. Made c.1840 at Gorey, County Wexford.

February 2012

Intermediate Watercolours

4 Mondays starting 30th January (excluding the 13th Feb) 10.30pm - 12.30pm

If you already have some experience in watercolours this class will build on your knowledge and enhance your skills. Participants will be encouraged to develop their own style.

Fee: £44/£39

Tutor: Heather Harrison

Ref. 02/IWAT

Watercolour & Mixed Media

4 Mondays starting 30th January (excluding the 13th Feb), 1.30pm - 3.30pm

The skill of watercolour is knowing how different pigments mix together to produce colour. In this class you will learn the basic techniques of using both colour and lead pencils, oil pastels, chalk pastels and acrylics as well as the watercolours themselves. Objects from the Museums' collection will be your inspiration as you create a piece of original art for your home.

Beginners class

Fee: £44/£39

Tutor: Heather Harrison

Ref: 02/BWAT

Sew Bags

Saturday 4th February, 10.30am - 4.00pm

Forget plastic carrier bags. Get creative and spend the day using up your own remnants of fabric or recycle your clothes to create your own personal shopping bag. Our Tutor will take you step-by-step through the process.

Please note the Museum has several sewing machines for use in this class, however for health & safety reasons if you bring your own sewing machine you must show the Tutor that it has been P.A.T. tested by a qualified electrician.

Fee: £32/£27

Tutor: Sheelah Peile

Ref: 02/SBAG

Be a 'Smithy' for the day

Saturday 4th February, 10.30am - 4.00pm

Experience what it was like to work in a blacksmith's forge in the nineteenth century. The Museum's 'smithy' will take you on as an apprentice for the day. All you need is a strong arm and plenty of gusto to operate the bellows! As well as learning some tricks of the trade, you will also mould the iron to make a fireside poker to take away with you for your home.

Limited places - beginners welcome

Fee: £45/£40

Tutor: Gerald Monaghan

Ref: 02/BLAC

Peg-Loom Weaving

Saturday 11th February, 10.30am - 4.00pm

This workshop offers the opportunity to make your own bespoke fabric using strands of wool, felt and tweed fabric. The tutor will illustrate how to weave your fabric strands on a peg loom to create a bespoke piece of cloth. No sewing is required. The possibilities are endless - you decide on the combination of colours to use and the design for your cloth.

Fee: £32/£27 + £4 to Tutor for materials

Tutor: Dorothy Dinsmore

Ref: 02/PEGL

Goldthread embroidery with beadwork

Saturday 18th February, 10.30am - 4.00pm

Create your own piece of goldwork embroidery based on designs taken from the Museum's textile collection. Goldwork is the art of embroidery using metal threads. It is particularly prized for the way light plays on it. The term "goldwork" is used even when the threads are imitation gold, silver or copper. Goldwork is always surface and free embroidery; the vast majority is a form of laid-work or couching; that is, the gold threads are held onto the surface of the fabric by a second thread, usually of fine silk.

Suitable for all levels of ability

Fee: £32/£27 + £10 to Tutor for materials

Tutor: Heather Harrison

Ref: 02/GOLD

Rag Rug-Making

Saturday 18th February

Time: 10.30am - 4.00pm

Rag rugs have been around for many centuries, even as far back as the Celts and Vikings. Nothing was wasted in these societies, rags were refashioned into rugs to keep out the cold and add a bit of comfort to the home. This workshop will teach you how to recycle your clothing and curtains to make plaited, tufted and proddy rugs or wall hangings for today's modern home

Fee: £35/£30 includes materials

Tutor: Jenny Haslett

Ref. 02/RAGR

Beaded Jewellery

Saturday 18th February, 10.30am - 4.00pm

Popular in Victorian times and used for dress decoration as well as bags and jewellery. This workshop will cover bead weaving where the beads themselves make the fabric. Students will be given the opportunity to choose a design from the samples available. Under the instruction of the tutor they will then create a bracelet or necklace to take home.

Fee: £32/£27 + £8 to Tutor for materials

Tutor: Unagh McCullough

Ref. 02/BEAD

Tape Lace and Needle Lace

Four Thursday evenings starting 23rd February

7.00pm - 9.00pm

This type of lace was in its heyday during the Edwardian era. Tape or braid is joined together with decorated filling stitches. During these classes you will create a floral corner motif which can then be added to an item of clothing or a delicate evening bag of your own.

Fee: £44/£39 + £4 to Tutor for materials

Tutor: Unagh McCullough

Ref. 02/LACE

Detail of a machine embroidered and appliqué panel, made by Karen Fleming in 1990.

March 2012

Parchment Box

Saturday 3rd March, 10.30am - 4.00pm

Use parchment paper to create a beautiful embossed and perforated box to display or use to keep treasured items in. The tutor will take you through the various stages of design and colouring techniques involved in the process.

Suitable for all levels of ability.

Fee: £35/£30 includes materials

Tutor: Valerie Walker

Ref: 03/PBOX

Traditional Turf Creel

Saturday 3rd & Sunday 4th March, 10.30am - 4.00pm

The turf basket has been around for many centuries. This two day workshop with the Museum's award winning basket maker will allow you to weave your own unique turf basket using both buff and brown willow.

(It is necessary to attend both days)

Fee: £70/£65 includes materials

Tutor: Bob Johnston

Ref. 03/TURF

Painted and Embroidered Pictures

6 Mondays starting 5th March, excluding 9th April, 10.00am - 1.00pm

Create a piece of textile art for your home. This series of workshops uses silk material as a backdrop and then, with silk paints, participants paint a background. The last stage involves free machining to embroider a more detailed landscape over the top.

Sewing machine experience required. *Please note the Museum has several sewing machines for use in this class, however for health & safety reasons if you bring your own sewing machine you must show the Tutor that it has been P.A.T. tested by a qualified electrician.*

Fee: £60/£55

Tutor: Lorna McIlrath

Ref: 03/TART

Be a 'Smithy' for the day

Saturday 10th March, 10.30am - 4.00pm

Experience what it was like to work in a blacksmith's forge in the nineteenth century. The Museum's 'smithy' will take you on as an apprentice for the day! Learn

some tricks of the trade and mould the iron to make a fireside poker for your home.

Limited places - beginners welcome

Fee: £45/£40

Tutor: Gerald Monaghan

Ref: 03/BLAC

Sew Patchwork

Six Monday mornings starting 5th March, excluding 9th April, 10.00am - 1.00pm

Based on the Museum's collection of patchwork quilts, you will learn how to design and construct patterns for small projects (cushions, bags etc.) or start a quilt.

Please note the Museum has several sewing machines for use in this class, however for health & safety reasons if you bring your own sewing machine you must show the Tutor that it has been P.A.T. tested by a qualified electrician.

Fee: £60/£55

Tutor: Sheelah Peile

Ref. 03/PATC

Spring Creative Card Making

Sunday 11th March, 10.30am - 4.00pm

Using examples from the Museum's textile collection and nature as inspiration, the class will produce enchanting spring themed cards. The workshop will include a range of craft techniques such as stamping and distressing; use of paper punches stencils and templates.

Beginner Level

Fee: £32/£27 + £5 to Tutor for materials or participants can supply their own

Tutor: Madeline McGreevy

Ref: 03/BCARD

Wax Works - candle making

Sunday 11th March, 10.30am - 4.00pm

Among the necessary objects in every household is candles. This workshop allows you to make your own candles to give as gifts or light your home. You will learn about the Victorian art of dipped candles and look at contemporary forms of candle making from the present day. The tutor will show you how to use moulds, add texture and emboss your candle.

Fee: £35/£30 + £5 to Tutor for materials.

Tutor: Suzanne Duncan

Ref: 03/CAND

Frame Basket

Saturday 31st March, 10.30am - 4.00pm

Under the tuition of the Museum's award winning basket maker, participants will create a frame around which they weave brightly coloured fresh willow. A charming addition to any home.

Fee: £45/£40 includes materials

Tutor: Bob Johnston

Ref: 03/FRAM

Easter Crafting

Faberge-style Patchwork eggs

Saturday 31st March, 10.30am - 3.30pm

This workshop takes the Faberge egg as inspiration but instead of glass, work with fabric to create a delicate patchwork design for your 'egg'. No sewing is required.

Fee: £35/£30 includes materials

Tutor: Christine Walsh

Ref: 03/FEGG

Eggstraordinary Dyeing


Monday 2nd April, 10.30am - 4.00pm

The use of natural dyes to colour textiles and other objects has been used since ancient times. Come along to this workshop and discover what colour you can get from onion skins or how to create the colour purple. All kinds of natural materials will be used to dye wool and in preparation for Easter, the humble egg.

Fee: £40/£35 includes materials

Tutor: Rosemary McCartney

Ref: 04/NDYE



A detail of a hand embroidered linen bedspread. One of a pair made in the mid -1950s.

April 2012

Felt Panel

Saturday 14th April, 10.30am - 4.00pm

Our tutor will guide you through the process of making felt. There is no sewing, knitting or weaving - just rolling as felt is a bonded fibre. You decide the combination of colours to use and the design for your fabric. Learn about layout, inlay and separation techniques. Please note that felt making involves energetic rolling of the fabric.

Fee: £32/£27 + £5 to the Tutor for materials

Tutor: Dorothy Dinsmore

Ref: 04/FELT

Textile Art - A Spring Picture

Saturday 14th April, 10.30am - 4.00pm

Think cornfields, hedgerows and poppies and then under the guidance of the Tutor create a piece of textile art for your home.

Sewing machine experience necessary.

Please note the Museum has several sewing machines for use in this class however for health & safety reasons if you bring your own sewing machine you must show the Tutor that it has been P.A.T. tested by a qualified electrician.

Fee: £32/£27

Tutor: Lorna McIlrath

Ref: 04/TART

Willow Plant Supports

Saturday 14th April, 10.30am - 12.30pm

Spend the morning under the tuition of our award winning basket maker creating conical plant supports for your garden.

Fee: £20/£15 (includes materials)

Tutor: Bob Johnston

Ref: 04/PLAN

Beaded Jewellery

Sunday 15th April, 10.30am - 4.00pm

Popular in Victorian times and used for dress decoration as well as bags and jewellery. This workshop will cover

bead weaving where the beads themselves make the fabric. Students will be given the opportunity to choose a design from the samples available. Under the instruction of the tutor they will then create a bracelet or necklace to take home.

Fee: £32/£27 + £8 to tutor for materials

Tutor: Unagh McCullough

Ref: 04/BEAD

Drawn Threadwork Sampler

Saturday 21st April, 10.30am - 4.00pm

Drawn threadwork is a form of counted-thread embroidery based on removing threads from the warp and/or weft of a piece of fabric. It is traditionally done in white thread on white fabric. Try this beautiful textile tradition for yourself and create a family heirloom.

Limited places - beginners welcome

Fee: £32/£27 + £5 to Tutor for materials

Tutor: Heather Harrison

Ref: 04/DTHR

Limerick Lace

Saturday 21st & Sunday 22nd April, 10.30am - 4.00pm. It is necessary to attend both days

Limerick lace has always been an important part of the Irish needlework tradition. Over the weekend participants will learn how to create a small piece of this lace which is a needle lace formed on mesh.

Suitable for beginners

Fee: £60/£55

Tutor: Unagh McCullough

Ref: 04/LACE

Be a 'Smithy' for the day


Saturday 21st April, 10.30am - 4.00pm

Experience what it was like to work in a blacksmith's forge in the nineteenth century. The Museum's 'smithy' will take you on as an apprentice for the day. As well as learning some tricks of the trade, you will also mould the iron to make a fireside poker for your home.

Fee: £45/£35

Tutor: Gerald Monaghan

Ref: 04/BLAC



Detail of a lace collar, embroidery on net
c.1900.

May 2012

Knitted Jewellery - use knitting to create your own accessories

Saturday 12th May, 10.30am - 4.00pm

Create your own style of jewellery by knitting with wire, leather or wool to produce a wardrobe of jewellery from earrings to a bracelet or even a belt!

Fee: £32/£27

Tutor: Susan Carlin

Ref: 05/KNIT

Sew Vintage

Saturday 12th May, 10.30am - 4.00pm

Inspirational ideas for using up all those precious pieces of cloth, old linens, nostalgic and retro fabrics that you cannot bear to part with. Participants can make small bags and accessories to keep or give away as bespoke gifts. Please bring your own fabrics. *Please note the Museum has several sewing machines for use in this class, however for health & safety reasons if you bring your own sewing machine you must show the Tutor that it has been P.A.T. tested by a qualified electrician.*

Fee: £32/£27

Tutor: Sheelah Peile

Ref: 05/VINT

Pretty and Practical - handmade soap

Sunday 20th May, 10.30am - 3.00pm

Delight your senses and learn a new skill by making your own soap. Using techniques such as decoupage, embossing, layering and marbling you will create unique handmade soaps ready to use when visitors come to stay or for you to give as gifts.

Fee: £32/£27 + £5 to tutor for materials

Tutor: Suzanne Duncan

Ref: 05/SOAP

Tiffany Glass Sun-catcher

Saturday 26th May, 10.30am - 4.00pm

Taking themes from nature, travel or animals and using an extensive colour palette you will be taught how to take pieces of stained glass and fuse them together using copper foil to create a sun catcher for your home. No experience is required just lots of enthusiasm.

Fee: £32/£27 + £10 to tutor for materials

Tutor: Roberta Larkin

Ref: 05/TIFF

Hand Spinning

Saturday 26th May & Sunday 27th May, 10.30am - 4.00pm

It is essential to attend both days,

Spinning is an ancient textile art in which fibres are twisted together to form yarn. For thousands of years, fibre was spun by hand using simple tools, the spindle, distaff and spinning wheel. Spend the weekend learning this traditional craft. Participants will sort fleece, card the fibres and spin their own yarn. *Please note this workshop is NOT suitable for expectant mothers. It is also advisable to have an up-to-date tetanus injection when working with raw fleece.*

Fee: £65/£60 materials included

Tutor: Rosemary McCartney

Ref: 05/SPIN



Willow basket made by Bob Johnston at the Ulster Folk and Transport Museum in 2010.

June 2012

Summer Hedgerow – Textile Art

Saturday 2nd June, 10.30am - 4.00pm

Spend the day sewing your own summer hedgerow. A silk background is used then organza and linen are layered on top. Participants then sew on cow-parsley designs for the finished look.

Please note the Museum has several sewing machines for use in this class, however for health & safety reasons if you bring your own sewing machine you must show the Tutor that it has been P.A.T. tested by a qualified electrician.

Fee: £32/£27 + a kit costing between £5 & £8 paid to the Tutor

Tutor: Lorna McIlrath

Ref: 06/STEX

Crochet & Tatting

Saturday 2nd June, 10.30am - 4.00pm

In 1845 in Cork, some nuns developed the art of lace making with crochet, knitting, and tatting. They saw the poor people eating grass so they brought out their beautiful laces, sold them, and gave the money to the poor. Times have changed and now people want to learn the art of crochet & tatting for the artistry of the craft alone. Under the tuition of one of the Museum's experienced tutors students will be given instruction on how to create a small piece of work to take home. Those wishing to learn tatting will make a basic knot motif using a pattern.

Suitable for all levels

Fee: £32/£27

Tutor: Unagh McCullough

Ref: 06/CROC

Weaving for Beginners

Saturday 9th & Sunday 10th June, 10.30am - 4.00pm each day

If you would like to try weaving this is the weekend

to 'give it a go'. The class will learn how to to make a warp, thread and use a tableloom and of course weave a piece of cloth.

Fee: £65/£60 includes materials

Tutors: J. Haslett/M.Stevens

Ref: 06/WEAV

Be a 'Smithy' for the day

Sunday 3rd June, 10.30am - 4.00pm

Experience what it was like to work in a blacksmith's forge in the nineteenth century. The Museum's 'smithy' will take you on as an apprentice for the day. All you need is a strong arm and plenty of gusto to operate the bellows! As well as learning some tricks of the trade, you will also mould the iron to make a fireside poker to take away with you for your home.

Fee: £45/£35 includes materials

Tutor: Gerald Monaghan

Ref: 06/BLAC

Willow Sculpture

Saturday 23rd & Sunday 24th June, 10.30am - 4.00pm

Spend the day under the guidance of the Museum's expert basket maker learning how to weave a garden sculpture using willow.

Fee: £70/£65 includes materials

Tutor: Bob Johnston

Ref: 06/SCULP



Felted panel by Dorothy Dinsmore 2010.

Summer Classes

An Introduction to Irish Lace

4 Thursday evenings from 19th July - 9th August, 7.00pm - 9.00pm

Lace has always been an important part of the Irish needlework tradition. Over the 4 weeks of this class participants will learn a different lace technique. This includes Carrickmacross, Bobbin, Limerick and Needlelace.

Fee: £44/£39

Tutor: Unagh McCullough

Ref: 07/LACE

Blacksmithing Weekend

Saturday 30th June & Sunday 1st July, 10.30am - 4.00pm It is necessary to attend both days

Experience what it was like to work in a blacksmith's forge in the nineteenth century. The Museum's 'smithy' will take you on as an apprentice for the day. All you need is a strong arm and plenty of gusto to operate the bellows! As well as learning some tricks of the trade, you will also mould the iron to make a selection of household items for your home.

Fee: £70/£65

Tutor: Gerald Monaghan

Ref: 07/BLAC

Memories are made.....Scrapbooking

Saturday 11th August, 10.30am - 3.30pm

Taken lots of summer photographs? Don't leave them lying in boxes never to be looked at. Come along and learn how to protect your photographs, create stories with your images and make a contemporary scrapbook album.

Fee: £32/£27 + £5 to Tutor for materials, participants can supply their own.

Tutor: M. McGreevy

Ref: 08/SCRAP

Wax Works – candle making

Saturday 18th August, 10.30am - 4.00pm

Among the list of necessary objects in every household is candles. They create ambience, a gentle relaxing light and a feeling of warmth in the home. This workshop allows you to try your hand at making your own candles ready to give as gifts or light your home. You will learn about forms of lighting from the past and focus on the Victorian art of dipped candles as well as looking at contemporary forms of candle making from the present day. The tutor will show you how to use moulds, add texture and emboss your candle.

Fee: £32/£27 + £5 to tutor for materials

Tutor: Suzanne Duncan

Ref: 08/CAND

Straw work

Saturday 25th August, 10.30am - 4.00pm

As we prepare for the autumn learn how to make a traditional corn dolly and various types of harvest knots. These were once given as love tokens and now adorn people's homes as a token of thankfulness for a safe harvest and time of plenty.

Fee: £40/ £35 materials included

Tutor: Rosemary McCartney

Ref: 08/KNOT



Detail of beadwork embroidery on silk and net c.1970.

Booking Information

All classes and workshops are suitable for beginners and those with some experience except where otherwise stated. We will try, where possible, to have items from the Museum's collections which will hopefully spark off ideas and designs. Kits and some materials can be purchased from tutors when necessary. Where specific materials are required, a list will be forwarded, otherwise please bring a basic sewing kit of scissors, needle, thread and some fabric for textile courses.

Classes will normally be held in the Learning Centre located in the Courtyard of the Town area of the Museum. Cars can be parked in the Town car park. The Museum is served by Ulsterbus (Route 1, Belfast-Bangor). Bus stops are about a ten minute walk from the Town area. For courses which run during normal Museum opening hours, Northern Ireland Railways' service to Cultra Station (Belfast-Bangor line) is also available.

If the main entrance to the Folk Museum side is closed, please use the second entrance - the green gate at the bottom of the hill.

If a course is fully booked, applicants will be so advised and their names placed on a waiting list. Where possible, they will be offered vacancies that arise, or a place on an alternative date. If you need to cancel, please give notice of **seven** working days in order for us to make a full refund. Early booking is essential as we require a certain number of people for each course to run and if we don't achieve this number a course may be cancelled. Places should be booked at least 4 weeks before the start of course.

We are sorry if you are unable to attend all sessions but we can **only accept the full fee or concessionary rate**, not a part payment.

Full Fee - This fee should be paid by all participants except those who fall into the category below.

Concessionary Fee - Those who are wholly dependent upon state benefits, plus anyone who is a student, proof of which must be shown at time of booking.

Please note that bookings cannot be taken until the 10th September 2011.

Detail of patchwork and appliqué wall hanging in cottons and silks, by Valerie Wilson, 1989.

BOOKING FORM

Name _____

Address _____

Daytime Tel: _____

Mobile: _____

Course Title: _____

Ref. No: _____ Course Date: _____

Course Title: _____

Ref. No: _____ Course Date: _____

Course Title: _____

Ref. No: _____ Course Date: _____

Course Title: _____

Ref. No: _____ Course Date: _____

Course Title: _____

Ref. No: _____ Course Date: _____

I enclose a cheque for £ _____ made payable to:

National Museums Northern Ireland.

Places to be booked at least 4 weeks before the start of course.
Bookings cannot be accepted unless accompanied by payment.

Return to: Lauraine Lindsay
Ulster Folk and Transport Museum
Cultra, Holywood, Co Down, BT18 OEU
Tel. +44(0) 2890395091

BOOKING FORM

Name _____

Address _____

Daytime Tel: _____

Mobile: _____

Course Title: _____

Ref. No: _____ Course Date: _____

Course Title: _____

Ref. No: _____ Course Date: _____

Course Title: _____

Ref. No: _____ Course Date: _____

I enclose a cheque for £ _____ made payable to:

National Museums Northern Ireland.

Places to be booked at least 4 weeks before the start of course.
Bookings cannot be accepted unless accompanied by payment.

Return to: Lauraine Lindsay
Ulster Folk and Transport Museum
Cultra, Holywood, Co Down, BT18 OEU
Tel. +44(0) 2890395091

Come along to our Crafts and Skills day, meet the tutors and view the items behind many of the courses. Bookings can be made on the day payable by cheque or cash only.

This voucher entitles the bearer to FREE admission to the Folk side of the Museum on Saturday 10th September 2011, 10.30am - 3.00pm

Bring this voucher with you on the day.
We look forward to seeing you there.

**FREE
ADMISSION**

Cover image:

Hand-forged ram's head poker and herring-bone
woollen blanket crafted by Museum staff.